



Key Benefits

- ▶ 24" LED, 1920 x 1200 **WUXGA** native resolution
- ▶ 16.7 M colors / 300 cd/m² brightness
- ▶ PIP Sub-screen & PBP Dual-screen viewing efficiency
- ▶ HDMI 1.3 + DVI-D + S-Video + BNC + VGA video input
- ▶ Rugged structure ensures high mobility
- ▶ Universal mount
- ▶ Professional-use durability & around-the-clock operation

Applications

- Broadcasting / Advertising
- Traffic control / Command center
- Directory / Ticket kiosk
- Surveillance system
- Vehicle mount display
- Bathroom TV

Options

Video Management & Transmission over Network

- Embedded Multi Monitor OSD Control Module over serial
- Embedded 3G / HD / SD-SDI Input Module
- Embedded Brightness Dimming Module

Bezel & Frame Customization

- Dimension
- Color & Treatment
- Screen Printing
- Stainless Steel Bezel

Touchscreen & Glass Protection

- 5-Wire Resistive 1-point Touch
- Anti-reflective Glass
- Vandal Proof Glass

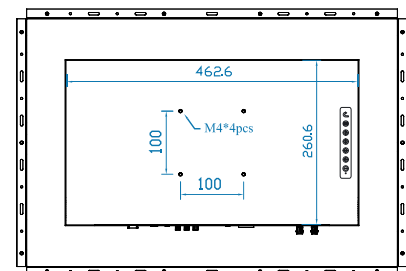
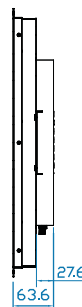
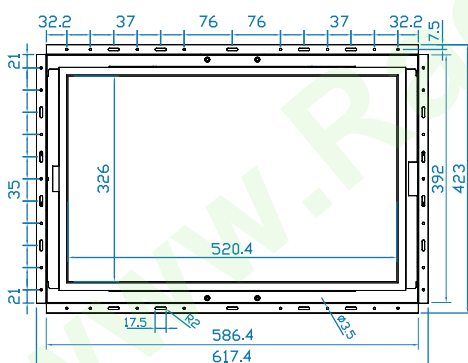
DC Power & connector

- 12V / 24V / 48V / 110V / 125V / 250VDC
- MIL-type or lockable connector

Mounting

- VESA mount kit

Diagrams (mm)



Product Specifications

LCD Panel	
Panel size (diagonal)	24.1-inch widescreen TFT color LCD
Native resolution	1920 x 1200
Brightness (cd/m ²)	300
Contrast ratio (typ.)	1000 : 1
Colors	16.7 M
Viewing angle (L/R/U/D)	89/89/89/89
Response time (ms)	14
Dot pitch (mm)	0.27
Display area (mm)	518.4H x 324V
Surface treatment	Anti-glare, Hard-coating
Surface hardness	3H
Backlight type	LED
MTBF (hrs)	30,000

Video	
Digital :	
DVI	DVI-D single link
HDMI	HDMI 1.3 / HDCP 1.3
Analog :	
VGA	Analog 0.7Vp-p
Composite (BNC)	NTSC & PAL
S-Video (4-pin)	NTSC & PAL

Audio	
Audio input :	
Connector	3.5mm stereo jack
Impedance / Power level	30kΩ / 750mV
Audio output :	
Connector	3.5mm stereo jack
Resistance / Power level	30kΩ / 2.8V
Speaker :	
Dual stereo speaker	10W x 2

*When the audio output is connected, speaker output is OFF

Power	
Input	Auto-sensing 100 to 240VAC, 50 / 60Hz
Consumption :	
Screen on	Max. 40W
Power saving mode	Max. 5W
Power button on	Max. 1W

Environment	
Operating temp.	0 to 55°C degree
Storage temp.	-20 to 60°C degree
Operating humidity	20~90%, non-condensing
Storage humidity	5 ~90%, non-condensing
Operating altitude	16,000 ft
Non-operating altitude	40,000 ft
Shock	10G acceleration (11ms duration)
Vibration	10~300Hz 0.5G RMS random vibration

Design	ID-E24Pw
Protection	-
Front panel	open frame
Rear casing	Black, RAL 9005

Mounting	ID-E24Pw
VESA mount	100 x 100 mm
Universal mount	bundled
Desktop stand	-
Panel mount	-

Physical	ID-E15Pw
Product (W x D x H) :	
mm	617.4 x 63.6 x 423
inch	24.3 x 2.5 x 16.7
Net weight	9 kg / 19.8 lb
Chassis color	Black
Chassis materials	Aluminum

Compliance	
EMC	FCC & CE certified
Safety	CE / LVD certified
Environment	RoHS2 & REACH compliant

Applicable Format		
Display port input	PC signal	1920 x 1200 x 60Hz
		1360 x 768 x 60Hz
		1280 x 1024 x 60 / 75Hz
		1280 x 960 x 60Hz
		1280 x 768 x 60 / 75Hz
		1152 x 864 x 75Hz
		1024 x 768 x 60 / 70 / 75Hz
		848 x 480 x 60Hz
		800 x 600 x 60 / 72 / 75Hz
		720 x 400 x 70Hz
HDMI input	PC signal	640 x 480 x 60 / 72 / 75Hz
		640 x 400 x 70Hz
		640 x 400 x 70Hz
		640 x 350 x 70Hz
		2ch Linear PCM
	HDMI 1.3	Same as VGA
		1920 x 1080 x 50 / 60Hz (1080p)
		1920 x 1080 x 25 / 30Hz (1080i)
		1280 x 720 x 50 / 60Hz (720p)
		720 x 480 x 50 / 60Hz (576p / 480p)
Audio signal	2ch Linear PCM	